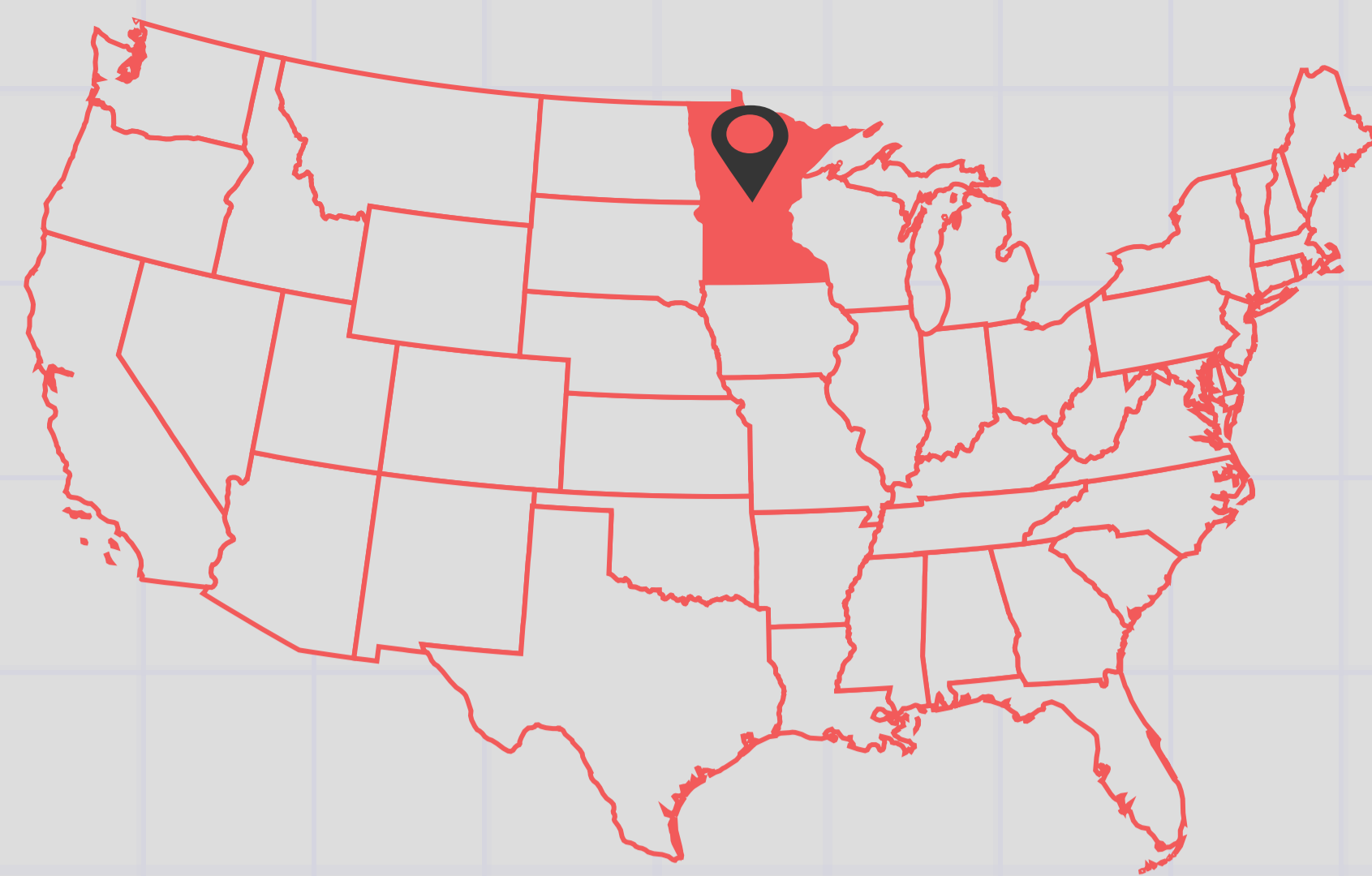


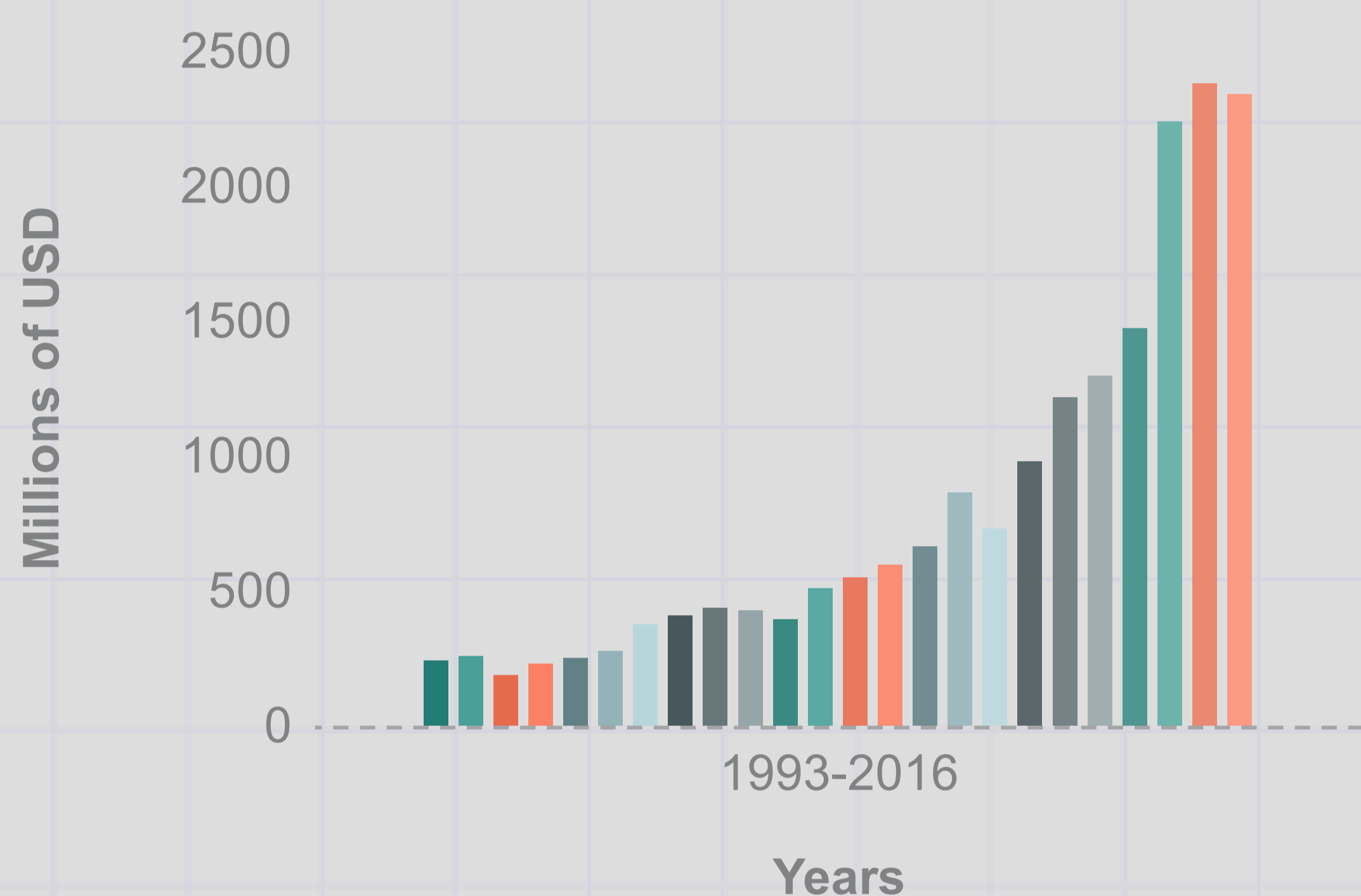
Minnesota



TRADE FACTSHEET

- + Trade with Mexico supports 92,900 jobs.
- + In 2016, Mexico was the 2nd largest export market for Minnesota.
- + Exports to Mexico totaled 2.3 billion USD in 2016.

Minnesota's Merchandise Exports to Mexico




- + Since 1993, Minnesota's exports to Mexico have increased by 865%.
- + Mexico accounted for 12.2% of Minnesota's exports worldwide in 2016.
- + Top Export Industries:
Food (17%), Transportation Equipment (14%), Machinery (12%), Electrical Equipment (11%), & Computer & Electronic Products (9%).
- + Mexican investment supports over 1,400 jobs in Minnesota. For instance, Gruma Corporation, a corn flour and tortilla company, employs 340 workers in Montrose.

Exports by Congressional District (2014)

Congressional District	Value of Exports to Mexico*	Share of Exports to the World	Top 2 Industries Exporting to Mexico
1	\$670	11%	1. Oilseeds & Grains - - - - - 2. Motor Vehicle Parts
2	\$255	9%	1. Beverages - - - - - 2. Oilseeds & Grains
3	\$324	6%	1. Computer Equipment - - - - - 2. Passenger Fares
4	\$187	6%	1. Travel - - - - - 2. Navigational & Meas. Instruments
5	\$231	5%	1. Passenger Fares - - - - - 2. Travel
6	\$330	10%	1. Motor Vehicle Parts - - - - - 2. Motor Vehicle Bodies & Trailers
7	\$548	10%	1. Oilseeds & Grains - - - - - 2. Motor Vehicle Parts
8	\$208	9%	1. Metal Ores - - - - - 2. Oilseeds & Grains

*Goods and services, in millions of US Dollars


Follow our #USMxEcon series on social media:



MexicoInstitute



facebook.com/mexicoinstitute



@Mexico Institute

Wilson Center

MEXICO INSTITUTE

Sources
Trade and NAFTA, Office/ Mexico's Ministry of the Economy, Washington, DC
Wilson Center, Growing Together: Economic Ties Between the United States and Mexico
United States Census Bureau
The Trade Partnership, Washington DC, from the U.S. Bureau of the Census and the U.S. Department of Agriculture